

CORNWALL

CENTRAL SCHOOL DISTRICT



*Striving for
Excellence
Every Day*

Assessment Highlights & Curriculum Update

2024-2025

Dr. Kathy Affigne
Interim Assistant Superintendent for
Instruction
January 27, 2025





Tonight's Presentation

Part I:

- Grades 3-8 Test Refusals
- Grades 3-8 Next Generation ELA and Math Results
- NYS Regents Results

Part II:

- Diploma Requirements

Part III

- PSATs & SATs

Part IV

- Advanced Placement Exams & Dual Enrollment Courses

Part V

- Beyond CCSD

*Striving for
Excellence
Every
Day*




Assessment Highlights - Part I of Tonight's Presentation

The following **Grade 3-8 ELA and Math Exams, as well as the New York State Regents Exams** have been extracted from the NYS Report Card and School Meter. School Meter is populated by the New York State Education Department.

We will explore statewide and local data.

*Striving for
Excellence
Every
Day*



Next Generation Learning Standards - Assessment Alignment

Reminder!

Spring 2023 was the first administration of the Grades 3-8 NYS Next Generation ELA and Math assessments as they aligned to the Next Generation Learning Standards, and no longer with the Common Core State Standards.

Spring 2024 was the first administration of Grades 5 & 8 Science, and Algebra I.

Spring 2025 was the first administration of Geometry, Life Science: Biology

Spring 2026: Algebra II, Earth & Space Science, ELA

Spring 2027: Chemistry, Physics

*Striving for
Excellence
Every
Day*



For More Next Generation Learning Standards Information:

For more information regarding the assessment timeline shifts as they align with the Next Generation State Standards, click here:

P-12 ELA & Math Standards timeline alignment:

[NYSED ELA Timeline - New Standards Assessment Alignment Schedule](#)

[NYSED Math Timeline - New Standards Assessment Alignment Schedule](#)

P-12 Science Standards timeline alignment:

[NYSED Science Timeline - New Standards Assessment Alignment Schedule](#)

*Striving for
Excellence
Every
Day*

CORNWALL

CENTRAL SCHOOL DISTRICT




*Striving for
Excellence
Every Day*

Grades 3 - 8 ELA and Math State Assessments



Grades 3-8 ELA Refusal Report 2024-25



Grade	Total	Not Tested		Tested	
	#	#	%	#	%
Grade 3	234	12	5%	222	95%
Grade 4	220	18	8%	202	92%
Grade 5	240	20	8%	220	92%
Grade 6	238	28	12%	210	88%
Grade 7	204	43	21%	161	79%
Grade 8	241	64	27%	177	73%
Grades 3-8	1,377	185	13%	1,192	87%

Striving for
Excellence
Every
Day



Grades 3-8 ELA

Let's take a look at the state data results - NYSED Report Card:

Reminder!

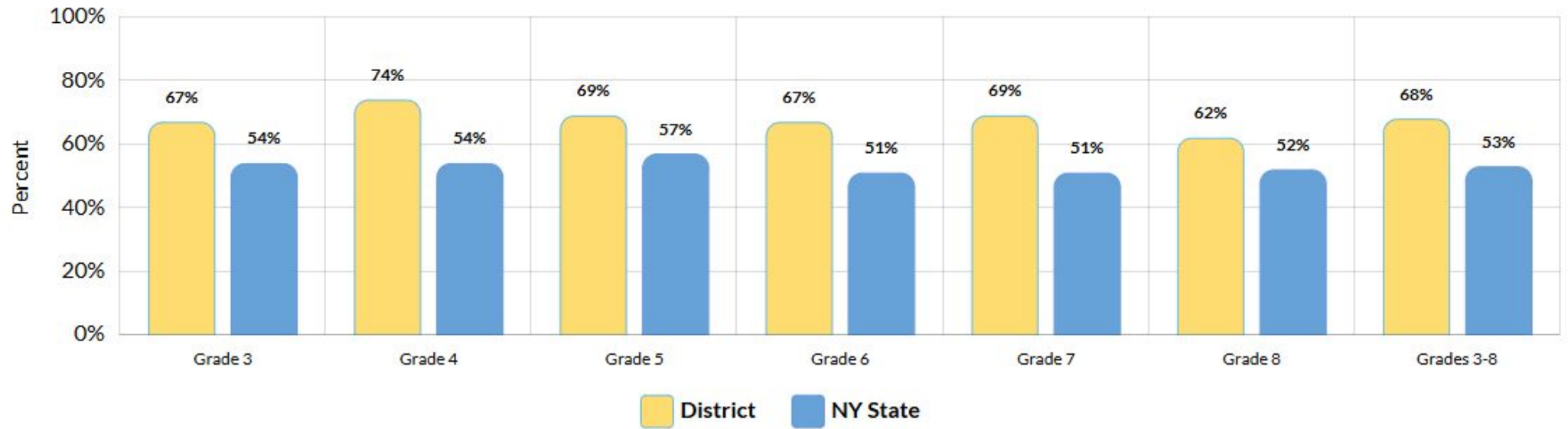
Key points about NYS performance levels:

- **Level 1:** Below proficient
- **Level 2:** Partially proficient
- **Level 3:** Proficient
- **Level 4:** Exceeds proficiency

*Striving for
Excellence
Every
Day*



Grades 3-8 ELA District to State Proficiency Comparison 2024-25



*Striving for
Excellence
Every
Day*



Grades 3-8 ELA District to State Proficiency Comparison (2024-25)

Grade	Total	Not Tested		Tested		Level 1		Level 2		Level 3		Level 4		Proficient (Levels 3 & 4)	
	#	#	%	#	%	#	%	#	%	#	%	#	%	#	%
Grade 3	234	12	5%	222	95%	15	7%	58	26%	94	42%	55	25%	149	67%
Grade 4	220	18	8%	202	92%	14	7%	39	19%	78	39%	71	35%	149	74%
Grade 5	240	20	8%	220	92%	19	9%	50	23%	92	42%	59	27%	151	69%
Grade 6	238	28	12%	210	88%	29	14%	40	19%	80	38%	61	29%	141	67%
Grade 7	204	43	21%	161	79%	9	6%	41	25%	58	36%	53	33%	111	69%
Grade 8	241	64	27%	177	73%	23	13%	44	25%	64	36%	46	26%	110	62%
Grades 3-8	1,377	185	13%	1,192	87%	109	9%	272	23%	466	39%	345	29%	811	68%

Striving for
Excellence
Every
Day



Take a deeper dive per grade AND subgroup - Click below to access the full NYS Report for Grades 3-8 ELA:

[NYS CCSD 2025 Grades 3-8 Report Card - Summary Report & Subgroup Breakdown - ELA](#)

Subgroups for review:

English Language Learner

Non-English Language Learner

In Foster Care

Not in Foster Care

Not Homeless

Not Migrant

Parent in Armed Forces

Parent Not in Armed Forces

All Students

Female

Male

General Education Students

Students with Disabilities

Asian or Native Hawaiian/Other Pacific Islander

Black or African American

Hispanic or Latino


White

Multiracial

Economically Disadvantaged

Not Economically Disadvantaged

*Striving for
Excellence
Every
Day*



Next Generation ELA Rankings - Orange County Comparison

SPRING 2025

Grade 3: Ranked First

Spring 2024 → 1st

Grade 4: Ranked First

Spring 2024 → 1st

Grade 5: Ranked Second (GWL 1st)

Spring 2024 → 2nd

Grade 6: Ranked First

Spring 2024 → 1st

Grade 7: Ranked Third (GWL 1st, Tuxedo 2nd)

Spring 2024 → 3rd

Grade 8: Ranked Ranked First

Spring 2024 → 1st

Combined Overall Grade 3-8 ELA → **Ranked First**

*Striving for
Excellence
Every
Day*



Grades 3-8 Math Refusal Report 2024-25

Striving for
Excellence
Every
Day

Grade	Total	Not Tested		Tested	
	#	#	%	#	%
Grade 3	234	13	6%	221	94%
Grade 4	220	18	8%	202	92%
Grade 5	240	30	13%	210	88%
Grade 6	238	32	13%	206	87%
Combined 6	238	32	13%	206	87%
Grade 7	204	41	20%	163	80%
Combined 7	204	41	20%	163	80%
Grade 8	241	146	61%	95	39%
Regents 8	—	—	—	78	32%
Combined 8	241	68	28%	173	72%
Grades 3-8	1,377	202	15%	1,175	85%



Grades 3-8 Math

*Let's take a look at the state data results -
NYSED Report Card:*

Reminder!

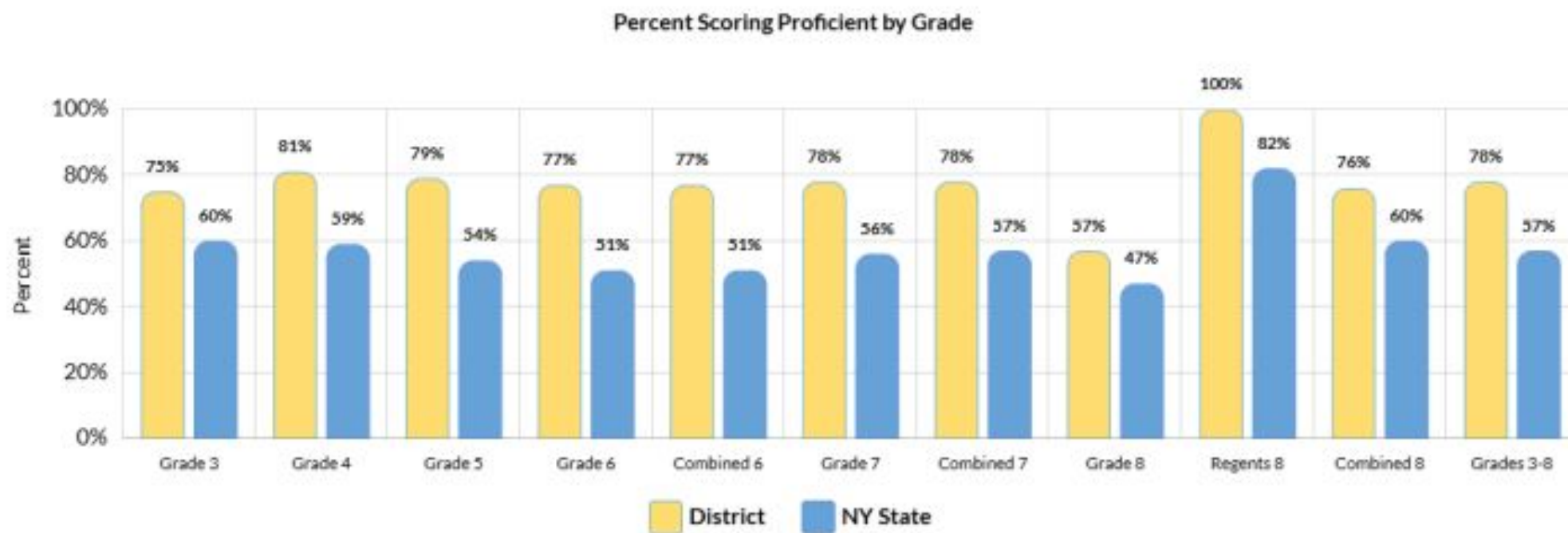
Key points about NYS performance levels:

- **Level 1:** Below proficient
- **Level 2:** Partially proficient
- **Level 3:** Proficient
- **Level 4:** Exceeds proficiency

*Striving for
Excellence
Every
Day*



Grades 3-8 Math District to State Proficiency Comparison 2024-25




*Striving for
Excellence
Every
Day*



Grades 3-8 Math District to State Proficiency Comparison 2024-25

Grade	Total	Not Tested		Tested		Level 1		Level 2		Level 3		Level 4 & Above		Proficient (Levels 3 & Above)	
	#	#	%	#	%	#	%	#	%	#	%	#	%	#	%
Grade 3	234	13	6%	221	94%	11	5%	45	20%	117	53%	48	22%	165	75%
Grade 4	220	18	8%	202	92%	10	5%	29	14%	106	52%	57	28%	163	81%
Grade 5	240	30	13%	210	88%	15	7%	30	14%	106	50%	59	28%	165	79%
Grade 6	238	32	13%	206	87%	21	10%	26	13%	94	46%	65	32%	159	77%
Combined 6	238	32	13%	206	87%	21	10%	26	13%	94	46%	65	32%	159	77%
Grade 7	204	41	20%	163	80%	12	7%	24	15%	63	39%	64	39%	127	78%
Combined 7	204	41	20%	163	80%	12	7%	24	15%	63	39%	64	39%	127	78%
Grade 8	241	146	61%	95	39%	23	24%	18	19%	38	40%	16	17%	54	57%
Regents 8	—	—	—	78	32%	0	0%	0	0%	0	0%	78	100%	78	100%
Combined 8	241	68	28%	173	72%	23	13%	18	10%	38	22%	94	54%	132	76%
Grades 3-8	1,377	202	15%	1,175	85%	92	8%	172	15%	524	45%	387	33%	911	78%

Striving for
Excellence
Every
Day



Take a deeper dive per grade AND subgroup - Click below to access the full NYS Report for Grades 3-8 Math:

[NYS CCSD 2025 Grades 3-8 Report Card - Summary Report & Subgroup Breakdown - Math](#)

Subgroups for review:

English Language Learner

Non-English Language Learner

In Foster Care

Not in Foster Care

Not Homeless

Not Migrant

Parent in Armed Forces

Parent Not in Armed Forces

All Students

Female

Male

General Education Students

Students with Disabilities

Asian or Native Hawaiian/Other Pacific Islander

Black or African American

Hispanic or Latino


White

Multiracial

Economically Disadvantaged

Not Economically Disadvantaged

*Striving for
Excellence
Every
Day*



Next Generation Math Rankings - Orange County Comparison

Grade 3:	Ranked Third (GWL 1st, Warwick 2nd)	Spring 2024 → 3rd
Grade 4:	Ranked First	Spring 2024 → 1st
Grade 5:	Ranked First	Spring 2024 → 1st
Grade 6:	Ranked First	Spring 2024 → 1st
Grade 7:	Ranked Third (GWL 1st, Warwick 2nd)	Spring 2024 → 2nd
Grade 8:	Ranked First	Spring 2024 → 2nd

Combined Overall Grade 3-8 Math → **Ranked First**

*Striving for
Excellence
Every
Day*

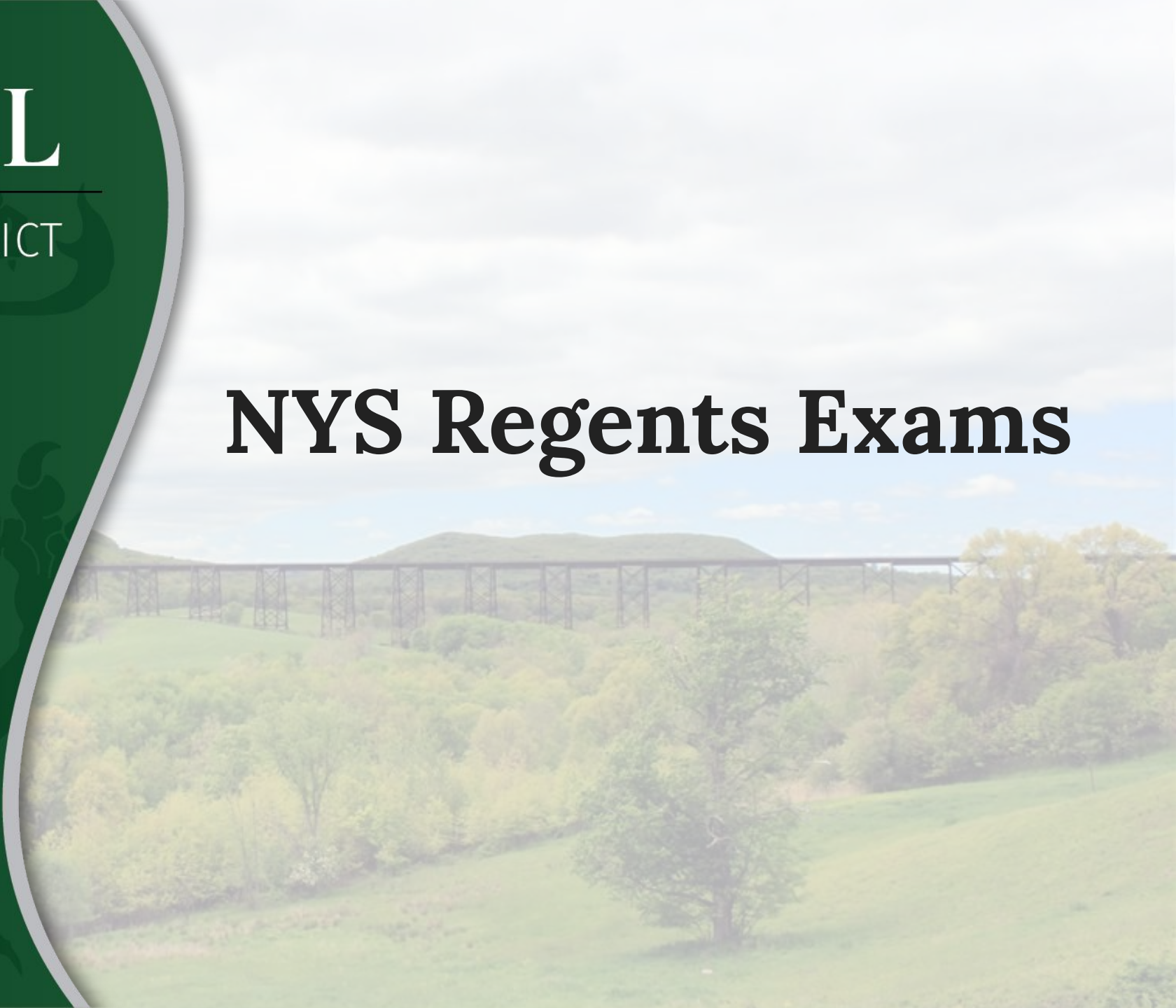
CORNWALL

CENTRAL SCHOOL DISTRICT



*Striving for
Excellence
Every Day*

NYS Regents Exams





NY Regents Exams

The NY Regents Exams consists of the following:

Global History & Geography II
US History and Government
Earth Science
Living Environment

New Exam 2024

Algebra I

New Exam 2025

Geometry
Life Science: Biology (including
8th Grade)

New Exam 2026

Earth and Space Sciences
English Language Arts
Algebra II

New Exam 2027

Chemistry (New Exam 2027)
Physics (New Exam 2027)

8th grade Advanced Students are included in the Algebra I and Living Environment data.

*Striving for
Excellence
Every
Day*



NY Regents Exams

How many students took each exam in Spring 2025 ...

English Language Arts = 280 students

Chemistry = 139 students

Global History & Geography II =
244 students

Physics = 47 students

US History and Government =
265 students

Algebra I (NEW EXAM 2024) =
297 students

Earth Science = 248 students

Geometry (New Exam) = 185 students

Life Science: Biology = 280 students
(New Exam)

Algebra II = 156 students

*Striving for
Excellence
Every
Day*



NYS Spring 2025 Regents Exams

*Let's take a look at the state data results -
NYSED Report Card:*

Reminder!

- **Level 5: Exceeds** Standards expectations - Score Range: 85-100
- **Level 4: Meets** Standards expectations - Score Range: 76-84
- **Level 3: Partially** meets Standards expectations - Score Range: 65-75
- **Level 2:** Partially meets Standards expectations - Score Range: 55-64
- **Level 1:** Does not demonstrate knowledge and skills - Score Range: Below 55

NYS Considers Level 3 and Above as Proficient

Annual Regents examination results are those administered in August, January, and June of the reporting year.

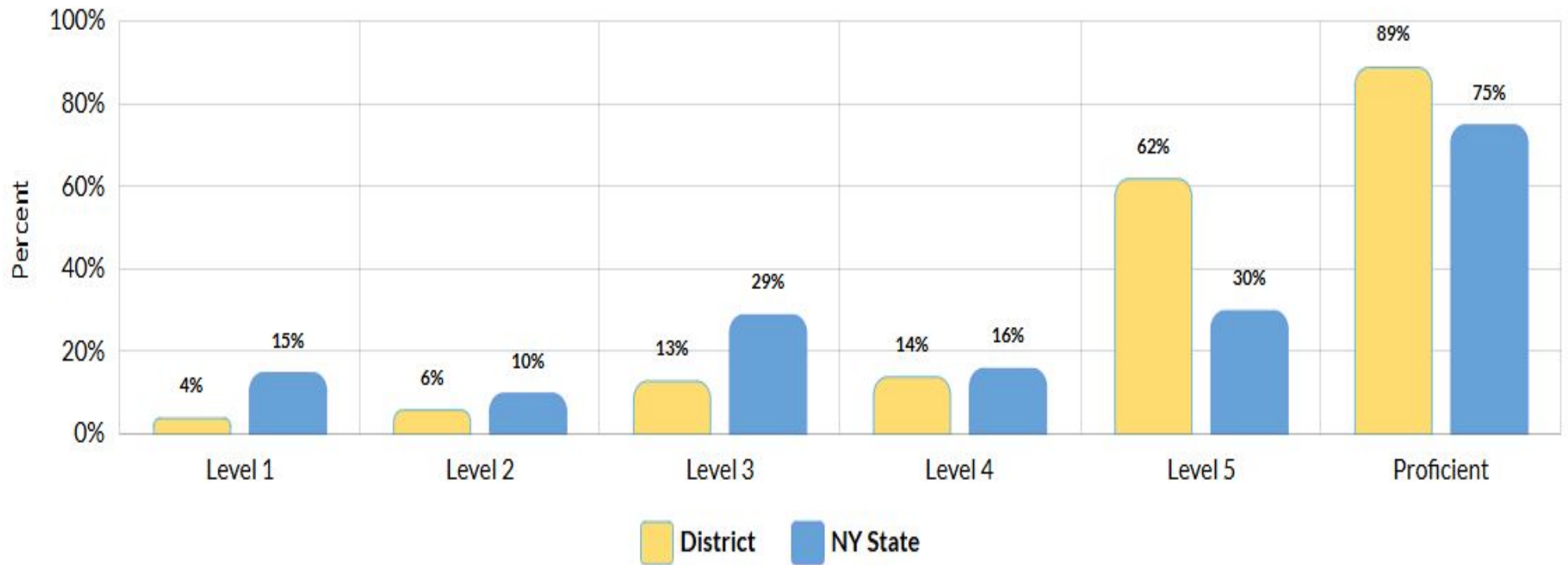
*Striving for
Excellence
Every
Day*




ELA Regents District to State Proficiency Comparison

ANNUAL REGENTS EXAMINATION IN ELA (2024-25)

Percent Scoring at Levels for All Students



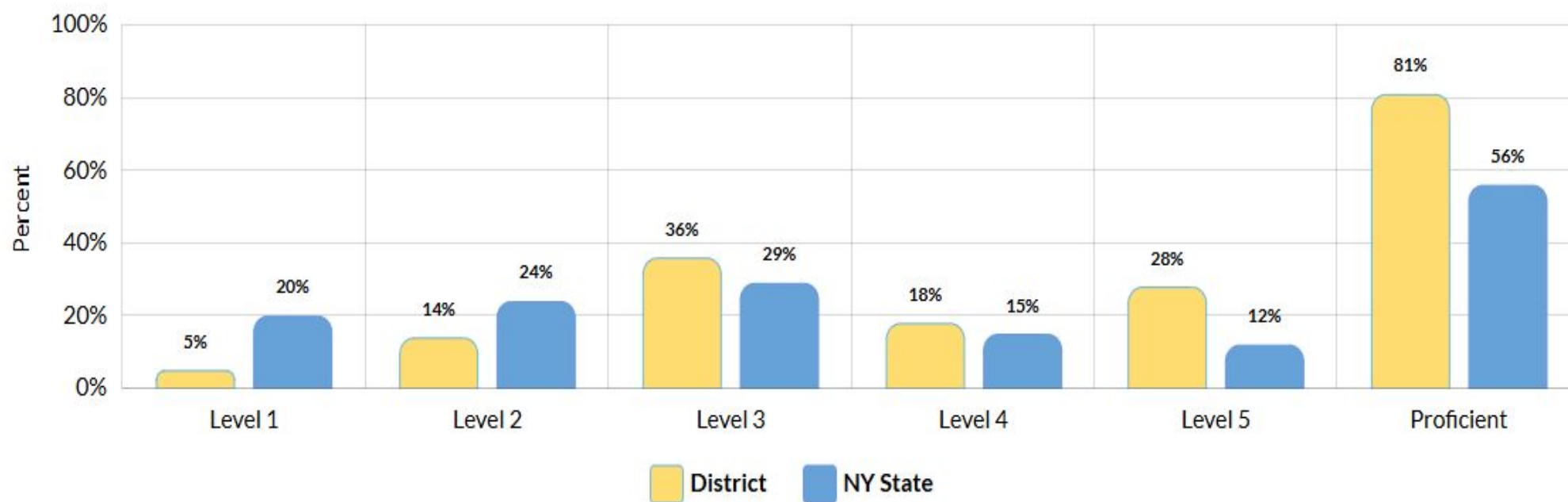
*Striving for
Excellence
Every
Day*



Algebra I Regents (New Exam) District to State Proficiency Comparison


ANNUAL REGENTS EXAMINATION IN ALGEBRA I (2024-25)

Percent Scoring at Levels for All Students



Striving for
Excellence
Every
Day

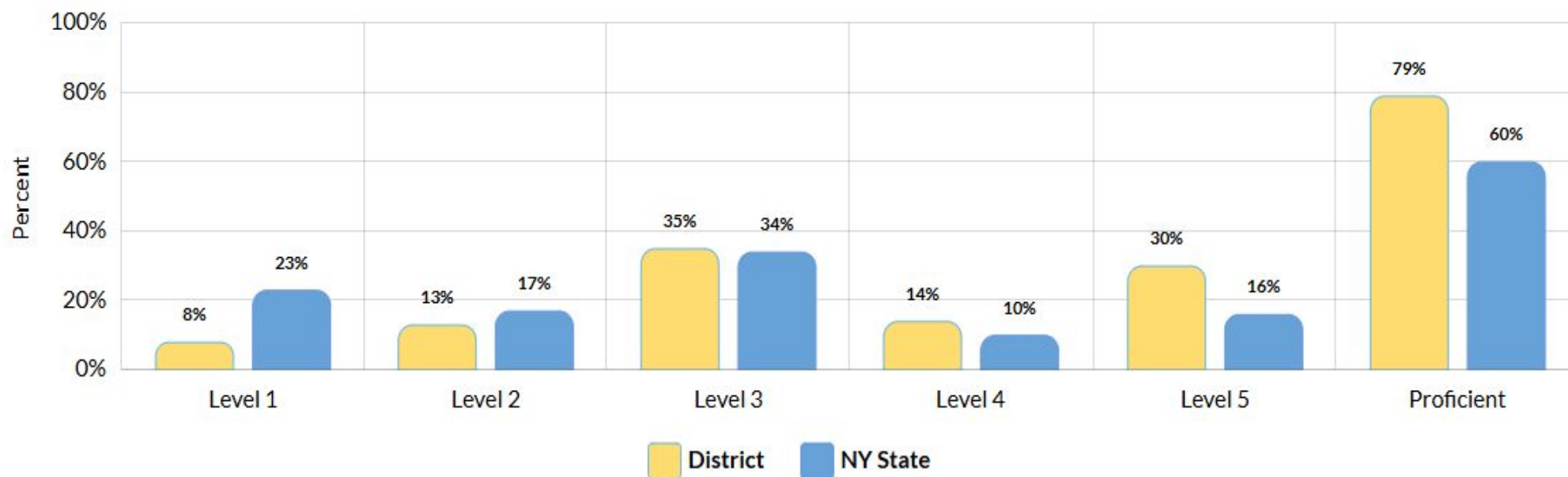
CORNWALL CENTRAL SCHOOL DISTRICT



Geometry Regents (New Exam - June 2025) District to State Proficiency Comparison

ANNUAL REGENTS EXAMINATION IN GEOMETRY (NEW) (JUNE 2025)

Percent Scoring at Levels for All Students



*Striving for
Excellence
Every
Day*

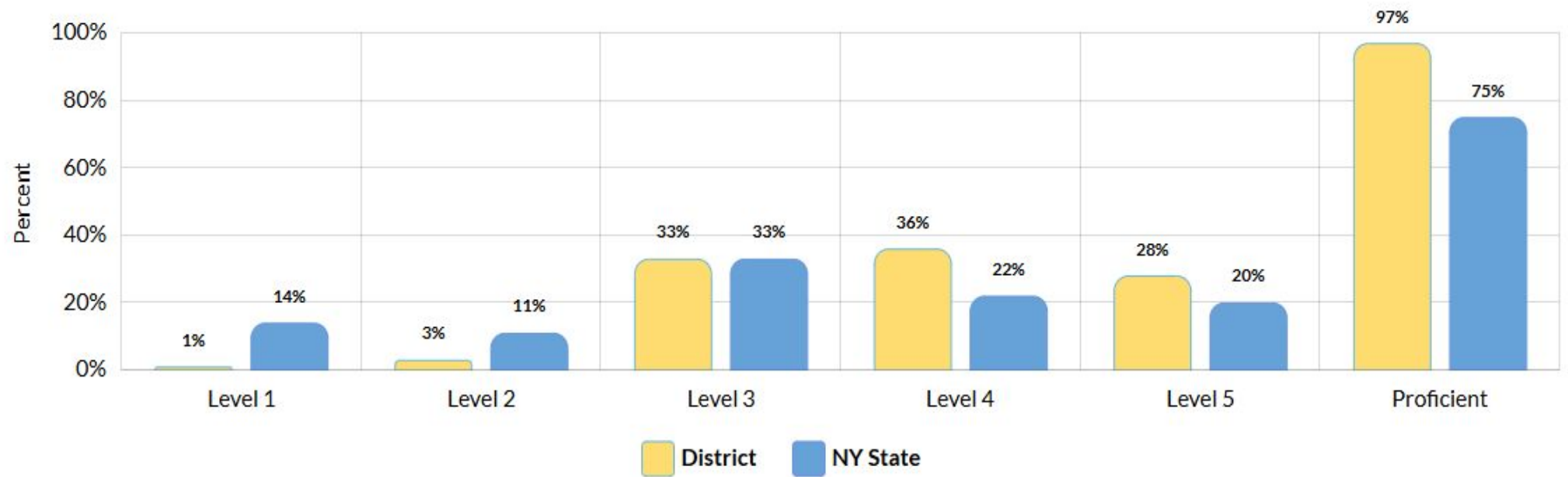


Algebra II


District to State Proficiency Comparison

ANNUAL REGENTS EXAMINATION IN ALGEBRA II (2024-25)

Percent Scoring at Levels for All Students



Striving for
Excellence
Every
Day



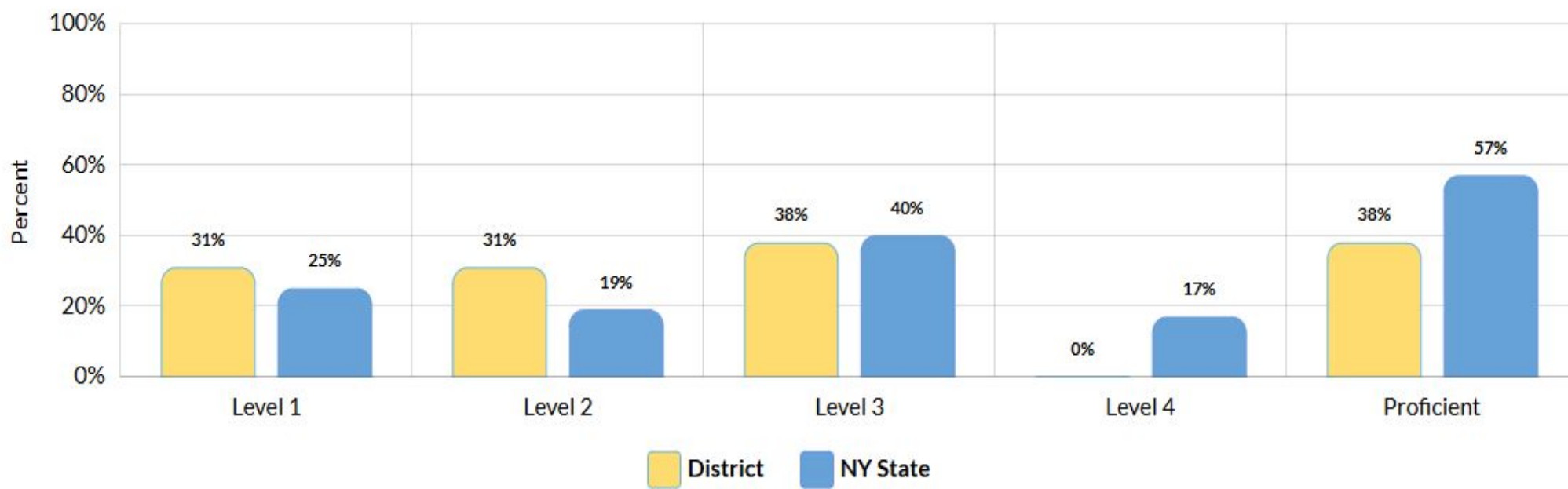
Living Environment

(Last Administration of Old Exam - 32 students)


District to State Proficiency Comparison

ANNUAL REGENTS EXAMINATION IN LIVING ENVIRONMENT (2024-25)

Percent Scoring at Levels for All Students



*Striving for
Excellence
Every
Day*

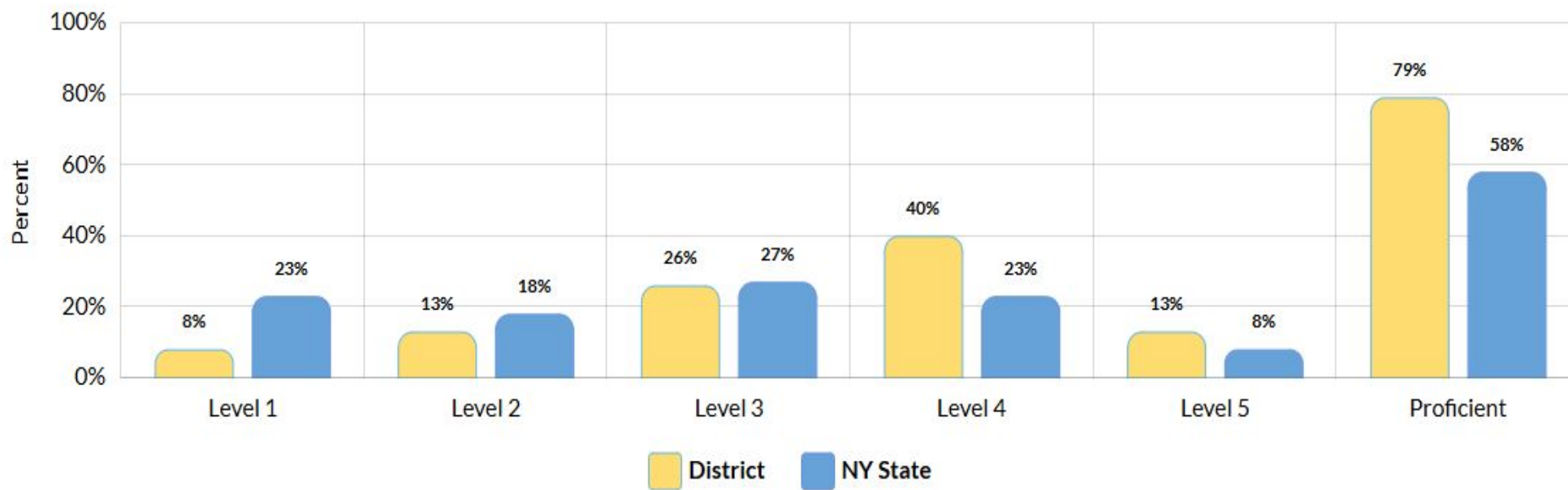


Life Science: Biology (New Exam - 280 students)

District to State Proficiency Comparison

ANNUAL REGENTS EXAMINATION IN LIFE SCIENCE: BIOLOGY (JUNE 2025)

Percent Scoring at Levels for All Students



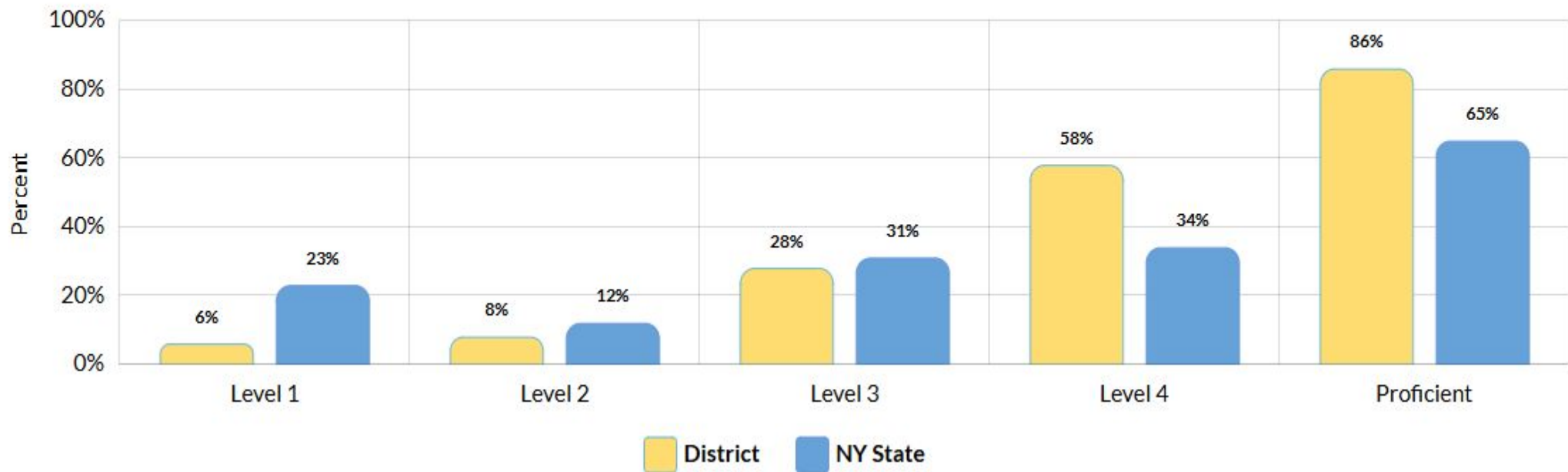
Striving for
Excellence
Every
Day



Physical Setting/Earth Science *(Last Administration of Old Exam)* *District to State Proficiency Comparison*

ANNUAL REGENTS EXAMINATION IN PHYSICAL SETTING/EARTH SCIENCE (2024-25)

Percent Scoring at Levels for All Students



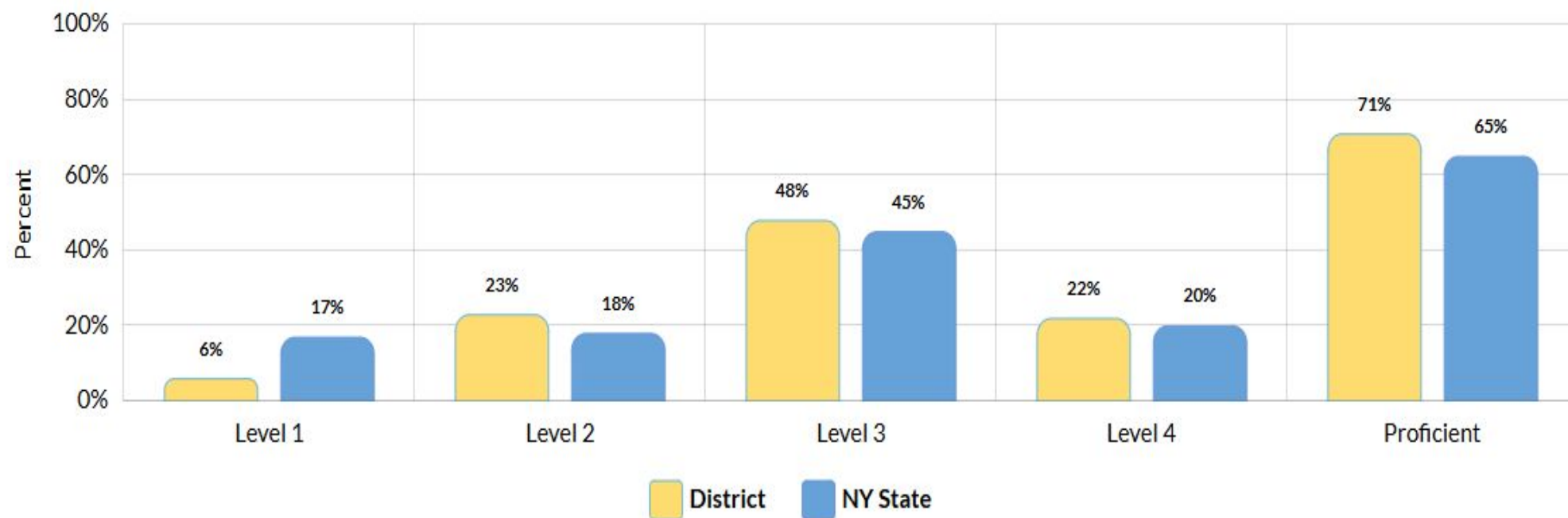
Striving for
Excellence
Every
Day




Chemistry District to State Proficiency Comparison

ANNUAL REGENTS EXAMINATION IN PHYSICAL SETTING/CHEMISTRY (2024-25)

Percent Scoring at Levels for All Students



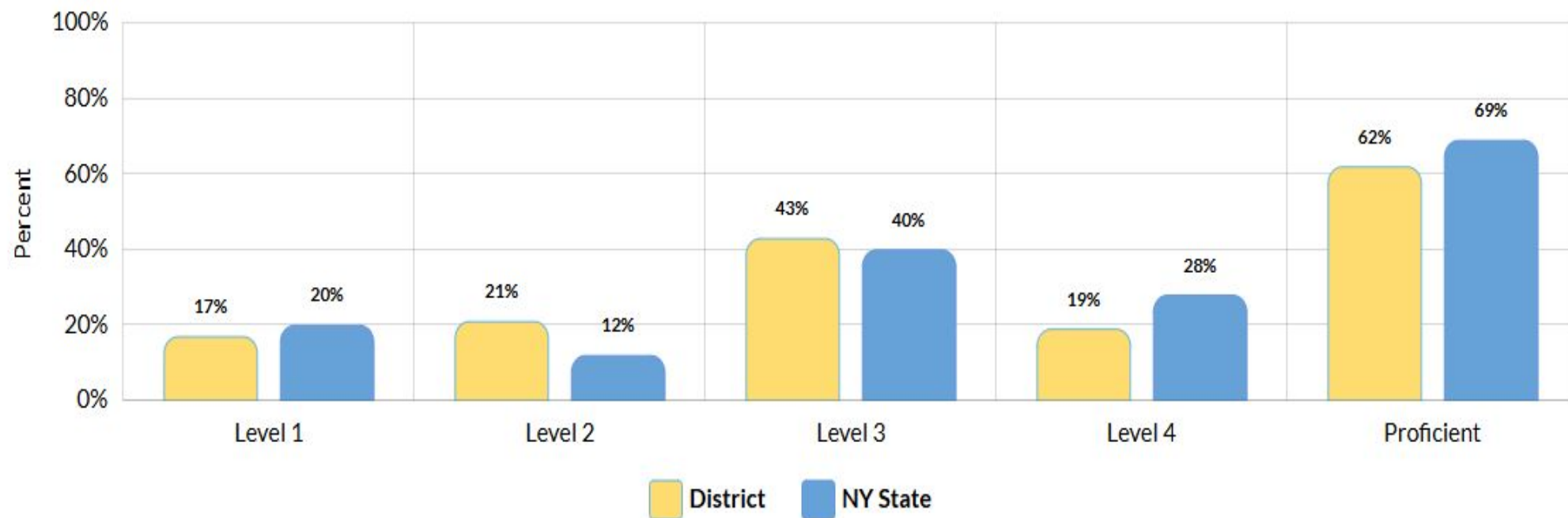
*Striving for
Excellence
Every
Day*




Physical Setting/Physics District to State Proficiency Comparison

ANNUAL REGENTS EXAMINATION IN PHYSICAL SETTING/PHYSICS (2024-25)

Percent Scoring at Levels for All Students



*Striving for
Excellence
Every
Day*

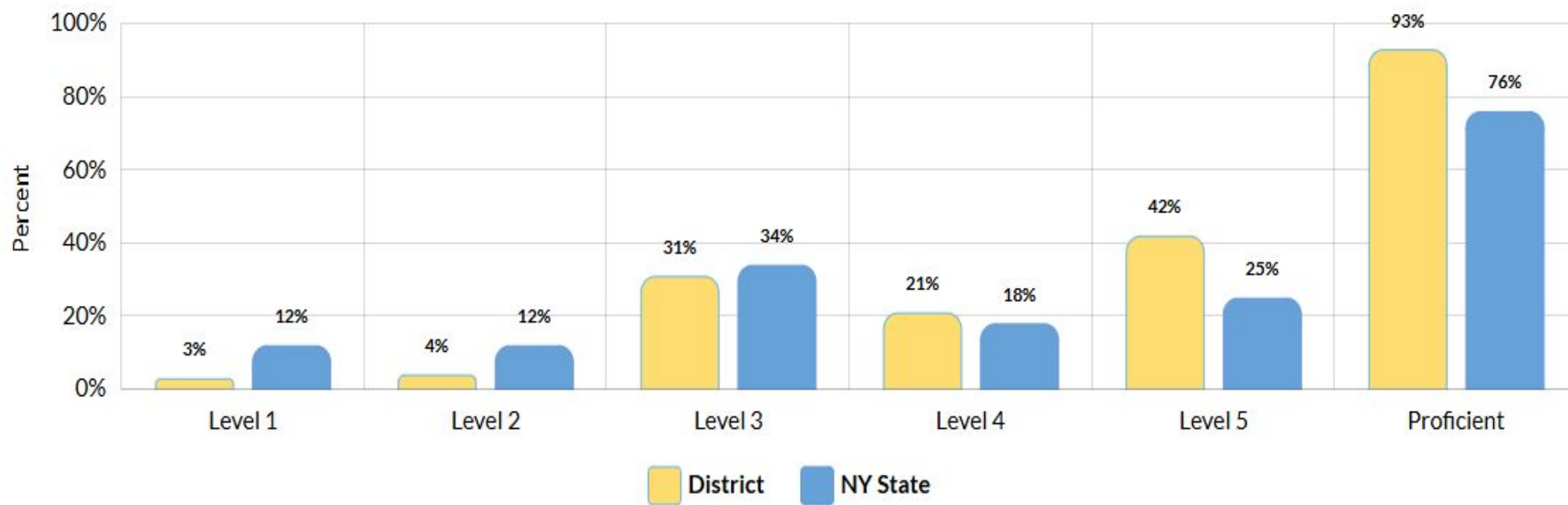


Global History & Geography II

District to State Proficiency Comparison

ANNUAL REGENTS EXAMINATION IN GLOBAL HISTORY & GEOGRAPHY II (2024-25)

Percent Scoring at Levels for All Students



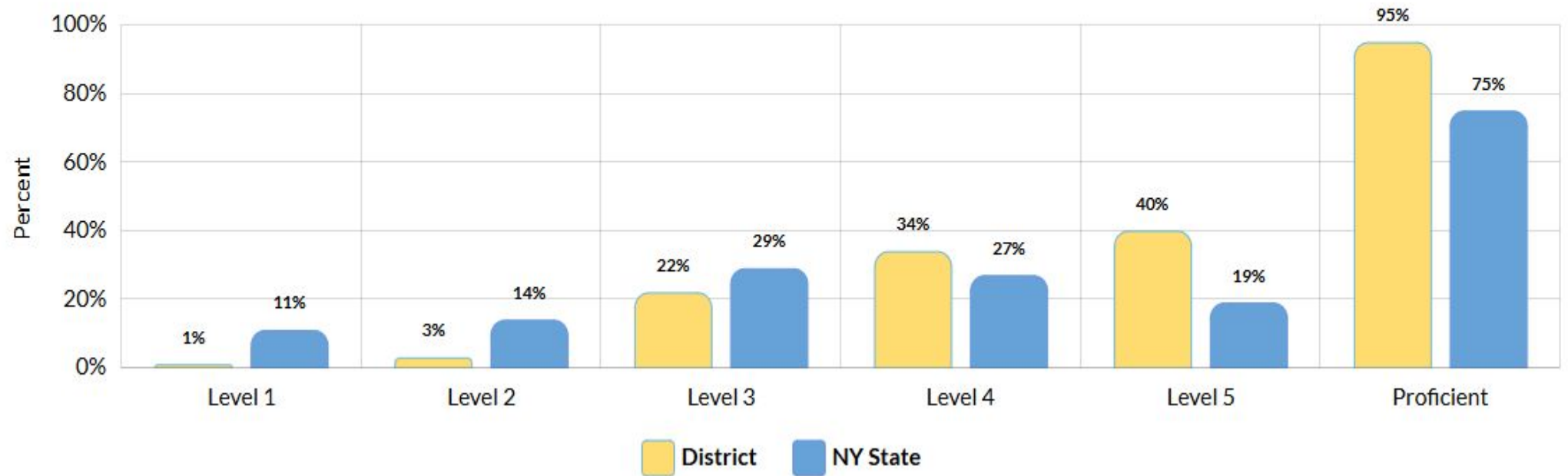
*Striving for
Excellence
Every
Day*



US History & Government District to State Proficiency Comparison

ANNUAL REGENTS EXAMINATION IN U.S. HISTORY & GOVERNMENT (2024-25)

Percent Scoring at Levels for All Students



Striving for
Excellence
Every
Day

CORNWALL CENTRAL SCHOOL DISTRICT



Take a deeper dive per each Regents Exam and subgroup:

[NYS CCSD SPRING 2025 Regents Exam Report Card - Summary Report & Subgroup Breakdown](#)

Subgroups for review:

English Language Learner

Non-English Language Learner

In Foster Care

Not in Foster Care

Not Homeless

Not Migrant

Parent in Armed Forces

Parent Not in Armed Forces

All Students

Female

Male

General Education Students

Students with Disabilities

Asian or Native Hawaiian/Other Pacific Islander

Black or African American

Hispanic or Latino

White


Multiracial

Economically Disadvantaged

Not Economically Disadvantaged

*Striving for
Excellence
Every
Day*

STRICT



2024 NYS Regents Orange County Comparison Ranking Results:

English Language Arts

2025 - 6th

2024 - 4th

2023 - 3rd

2022 - 5th

Global History & Geography II

2025 - 1st

2024 - 1st

2023 - 3rd

2022 - 2nd

US History

2025 - 4th

2024 - 4th

2023 - 4th

2022 - N/A

Life Science: Biology

2025 - 2nd (New Exam)

Living Environment (Old Exam)

2024 - 3rd

2023 - 3rd

2022 - 2nd

Chemistry

2025 - 5th

2024 - 5th

2023 - 9th

2022 - 8th

Earth Science

2025 - 6th

2024 - 6th

2023 - 2nd

2022 - 6th

Algebra

2025 - 1st

2024 - 1st (New Exam)

Geometry

2025 - 3rd (New Exam)

2024 - 3rd

2023 - 1st

2022 - 2nd

Algebra II

2025 - 3rd

2024 - 3rd

2023 - 2nd

2022 - 4th

Physics

2025 - 6th

2024 - 5th

2023 - 7th

2022 - 6th

*Striving for
Excellence
Every
Day*

CORNWALL


CENTRAL SCHOOL DISTRICT



*Striving for
Excellence
Every Day*

Diploma Requirements





Current NYS Diploma Requirements & Regents Exam requirements:

Credit Requirements

This table shows the number of credits required for each subject. It's important to note in most subjects, students choose the courses they want to take to meet the minimum requirements.

	Minimum number of credits
English	4
Social Studies	4
<i>Distributed as follows:</i>	
<i>Global History and Geography (2)</i>	
<i>U.S. History (1)</i>	
<i>Participation in Government (½)</i>	
<i>Economics (½)</i>	
Science	3
<i>Distributed as follows:</i>	
<i>Life Science (1)</i>	
<i>Physical Science (1)</i>	
<i>Life Science or Physical Science (1)</i>	
Mathematics	3
World Languages	1*
Visual Art, Music, Dance, and/or Theater	1
Physical Education (participation each semester)	2
Health	0.5
Electives	3.5
Total	22

* Students with disabilities may be excused from the requirement for 1 unit of credit in World Languages if indicated on their IEP, but they must still earn 22 units of credit to graduate.

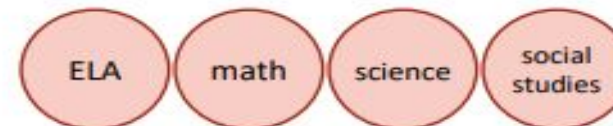
Exam Requirements

In addition to the 22 units of credit, students must also meet the NYS exam requirements to earn a diploma.

To meet the exam requirements, students must pass 4 exams + 1 pathway. All students must pass one exam (Regents exam or Department-approved alternative) in each of the four subject areas (English, mathematics, science, social studies) plus one pathway.

4


One Regents exam or Department-approved alternative in each of the subject areas:



+ 1

Pathway

Striving for
Excellence
Every
Day



Current NYS Diploma Requirements & Regents Exam requirements:

To graduate from a New York State high school, students **must pass five Regents exams** with a score of at least 65%. **The exams must include one each** of English Language Arts (ELA), math, science, and social studies. Students can choose from a variety of exams in each subject category.

Regents Exams Offered Based on the Above Criteria:

- **English Language Arts (ELA):** Required for all students (*taken in 11th grade*)
- **Math:** Students can choose from Algebra I, Geometry, or Algebra II/Trigonometry
- **Science:** Students can choose from Living Environment, Chemistry, Earth Science, or Physics
- **Social Studies:** Students can choose from Global History and Geography or U.S. History and Government

*Striving for
Excellence
Every
Day*



Pathways & Diploma Types


To learn more about the NYSED Multiple Pathways to Graduation, click here:

<https://www.nysed.gov/standards-instruction/multiple-pathways>

To learn more about the NYSED Credit Requirements and Diploma Types, click here:

<https://www.nysed.gov/standards-instruction/graduation-requirements>

*Striving for
Excellence
Every
Day*



Class of 2025

Graduating Class Profile Overview

CCSD Class of 2025

249 Students in the 2025 Graduating Class

246 Regents Diploma Recipients (99%)

71% Entered Four-Year Colleges


19% Entered Two-Year Colleges

5% Entered the Workforce

1% Entered the Military or Other Programs

4% Undecided/Other Plan/Unknown

*Striving for
Excellence
Every
Day*



CCHS Graduation Rate



Class of 2025 - 97%

Class of 2024 - 97%

Class of 2023 - 97%

Class of 2022 - 97%

Class of 2021 - 96%

Class of 2020 - 97%

Class of 2019 - 95%

Class of 2018 - 95%

*Striving for
Excellence
Every
Day*

CORNWALL


CENTRAL SCHOOL DISTRICT



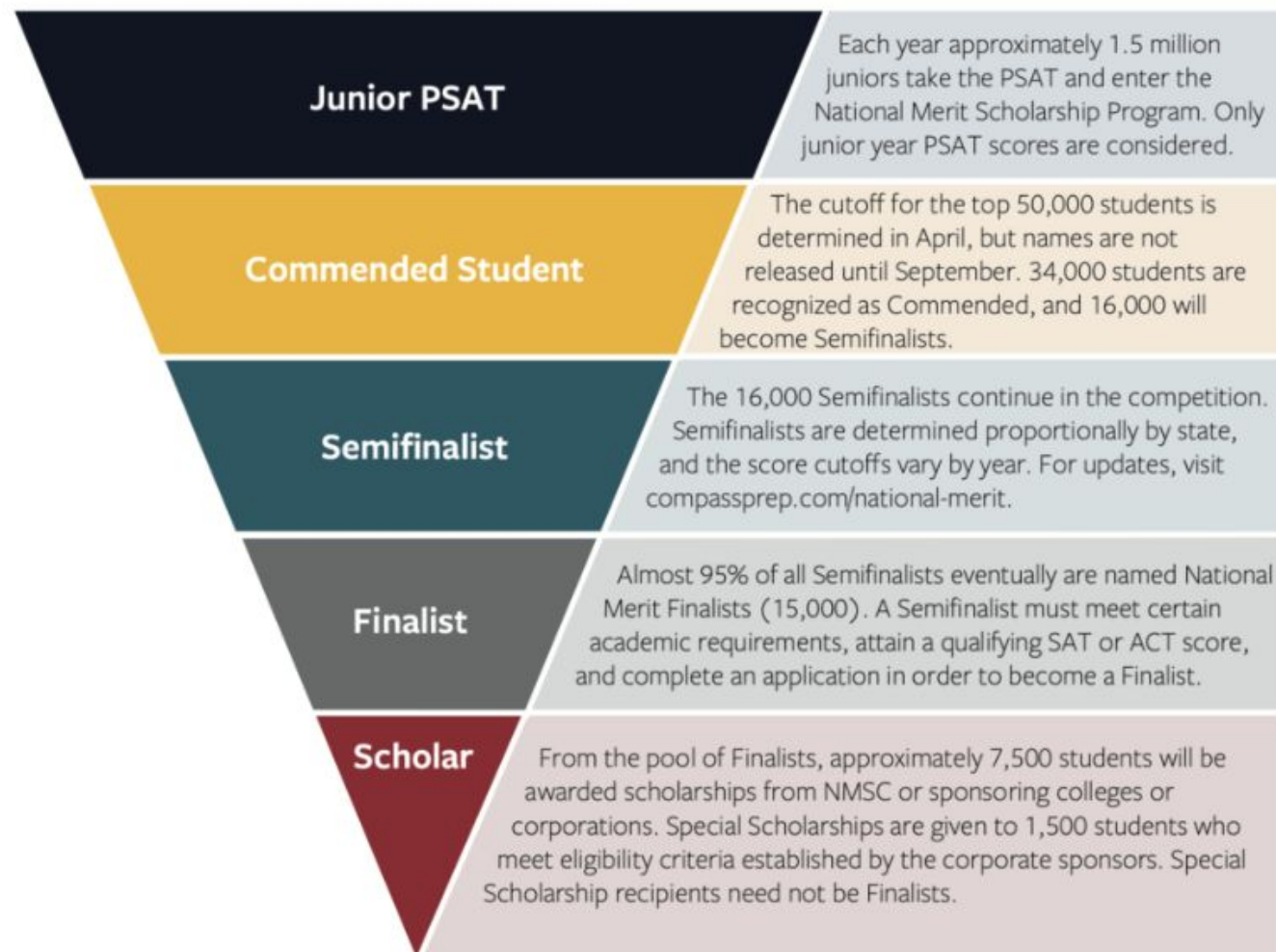
*Striving for
Excellence
Every Day*

PSATs & SATs






CCSD National Merit Student Acknowledgments



*Striving for
Excellence
Every
Day*



2024 & 2025 National Merit Acknowledgments (PSAT EXAM)

4 - students awarded as “Commended Scholars”

1 - students moved to “Semi-Finalists”

TBD - CCHS students acknowledged as “Finalists”

*Striving for
Excellence
Every
Day*



Class of 2025 SAT Data

SAT Academic Year Class 2024			SAT Academic Year Class 2025		
Combined Score Range	CCHS Students	%	Combined Score Range	CCHS Students	%
1400-1600	12	8%	1400-1600	15	7%
1200-1390	52	34%	1200-1390	86	40%
1100-1190	66	43%	1100-1190	93	43%
800-1090	21	14%	800-1090	21	10%
600-790	2	<1%	600-790	1	<1%
400-590	0	NA	400-590	0	NA
District MEAN Combined Score		1163	District MEAN Combined Score		1176
NYSED Mean		1056	NYSED Mean		1056
US & Territories Mean		1043	US & Territories Mean		1043
Global Testers Mean		1061	Global Testers Mean		1061

Striving for
Excellence
Every
Day

CORNWALL

CENTRAL SCHOOL DISTRICT



*Striving for
Excellence
Every Day*

Advanced Placement Exams & Dual Enrollment Courses




Class of 2025

CCHS - Advanced Placement Offerings

Art Studio/ 2D
Calculus AB
Chemistry
Drawing
English Literature
Human Geography
Physics
Spanish Language
US Government Policy
World History Modern

Biology
Calculus BC
Computer Science A
English Language
Environmental Science
Macroeconomics
Psychology
Statistics
US History
Precalculus (New 2025)

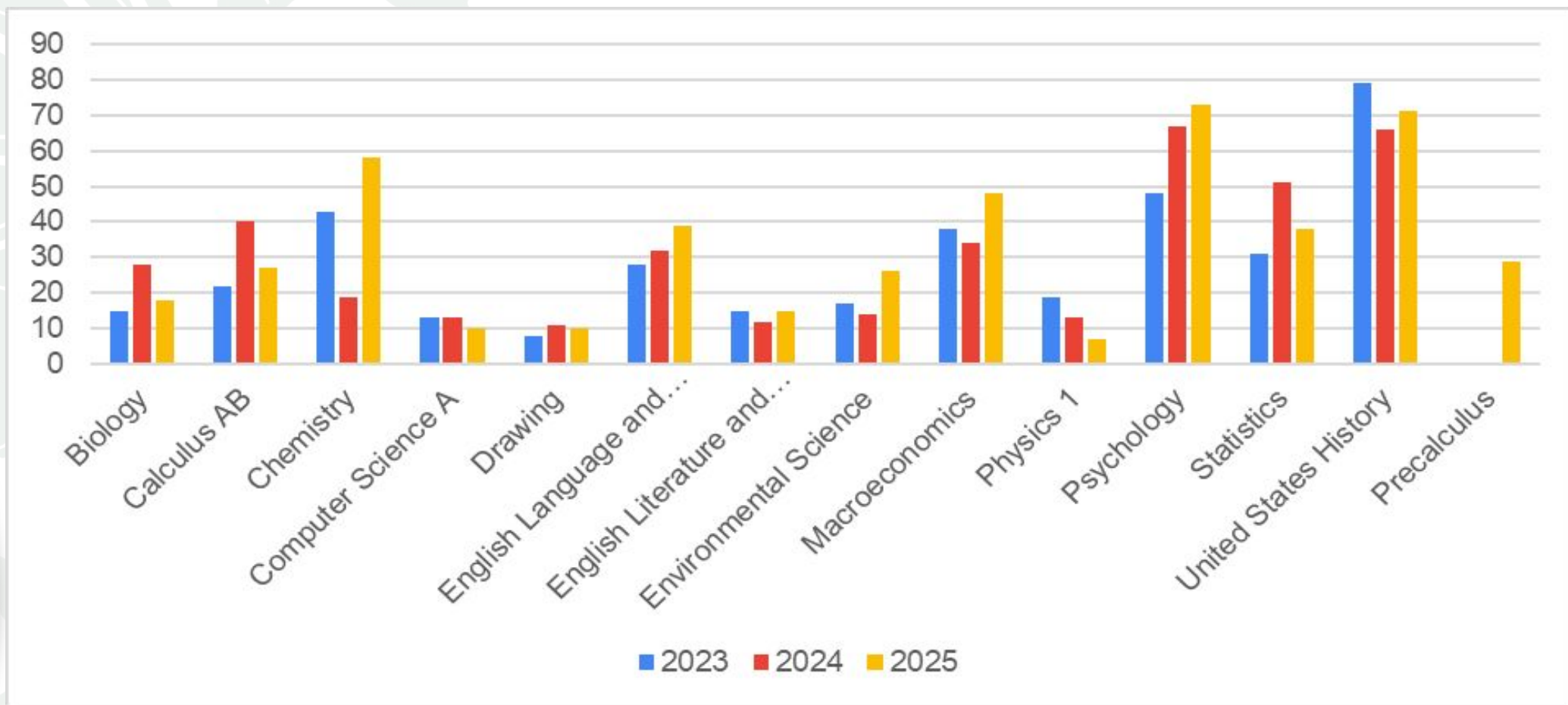
*Striving for
Excellence
Every
Day*



Advanced Placement Exam Stats

Total Number of Students Sitting for Each Exam

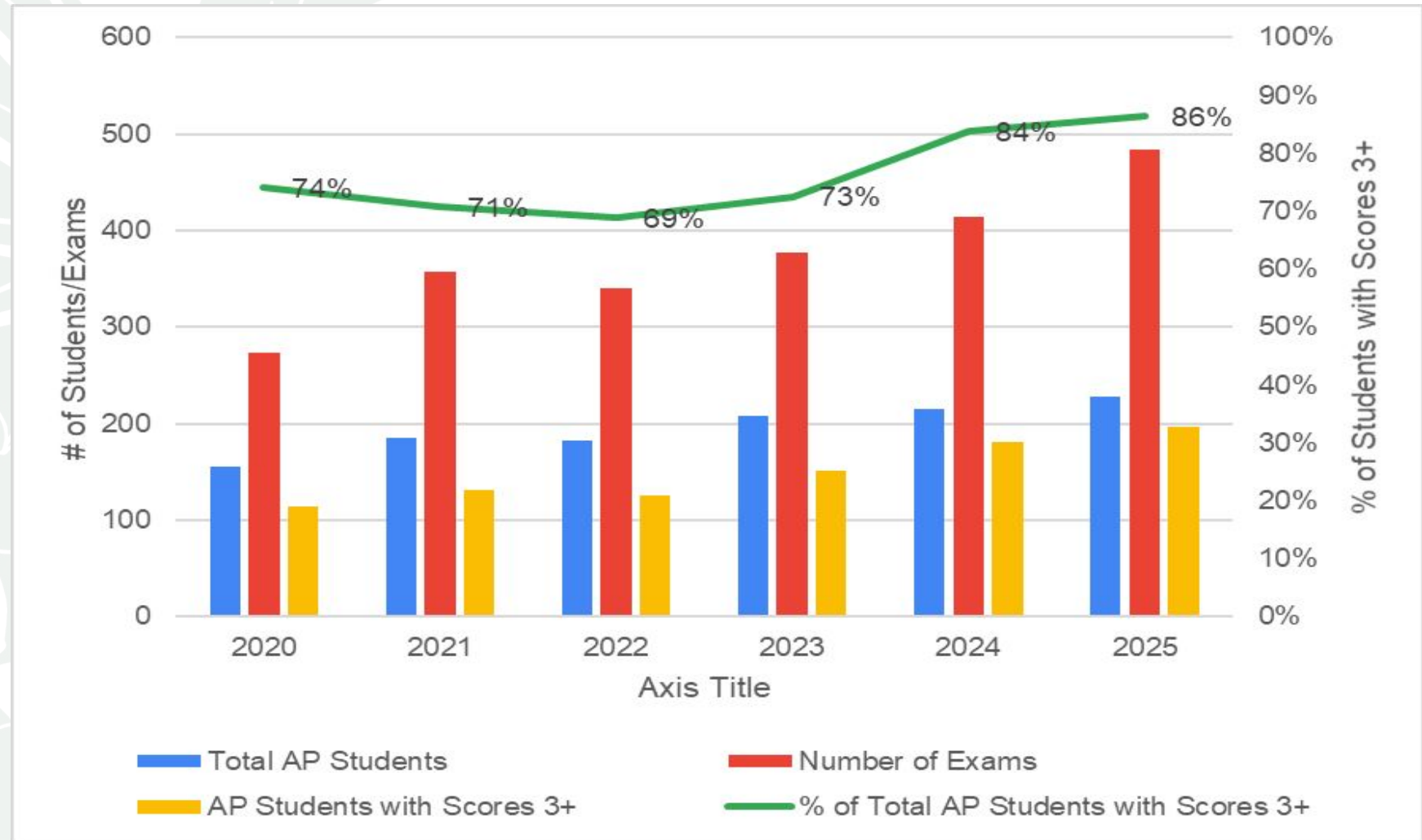
2023 - 2025



Striving for
Excellence
Every
Day



Advanced Placement Exam Stats 2023 - 2025



Striving for
Excellence
Every
Day



Class of 2025

CCHS - Planning for beyond the CCSD

In May of 2025

235 Cornwall students sat for:

484 AP (College Board Advanced Placement) exams

47 of our AP students in 2025 were considered **AP Scholars**
(received a 3 or higher on 5 or more exams)

17 of our AP students in 2025 were considered **AP Honors**
(received a 3 or higher on 4 or more exams)

21 of our AP students in 2025 were considered **AP with Distinction**

CCHS has a 83% rate overall of obtaining a
3 or higher on AP exams over the last 6 years

Typically colleges award college credit for a score of 3 or higher

*Striving for
Excellence
Every
Day*



CCHS - College Credit Offerings

In addition, CCHS students have the opportunity to earn college credit through:

SUNY Albany University in the High School Program in Foreign Language and Science Research

SUNY Orange Community College in the High School Program in English, Mathematics, Technology, and Business

Marist College High School College Program in Accounting and Music Theory

Added 25/26 SY

SUNY Oneonta University in the High School Program for Government & Politics

Striving for
Excellence
Every
Day

CORNWALL

CENTRAL SCHOOL DISTRICT



*Striving for
Excellence
Every Day*

Beyond CCSD





Graduating Destinations - Class of 2025

Post-Graduate Destinations: Classes of 2024-2025

Adelphi University
Alfred University
American University
Belmont Abbey College
Boston College
Boston University
Bowdoin College
Bowie State University
Brigham Young University
Central Connecticut State University
Clark University
Coastal Carolina University
College of Charleston
Cornell University
Dominican University
Drexel University
Eckerd College
Embry-Riddle Aeronautical University
Endicott College
Fairleigh Dickinson University
Flagler College
Fordham University

Rensselaer Polytechnic Institute
Rhode Island School of Design
Robert Morris University
Rochester Institute of Technology
Rutgers University
Sacred Heart University
Saint Joseph's College of Maine
Saint Louis University
Seton Hall University
Siena College
Southwestern College
St. Bonaventure University
St. John's University
St. Joseph's University
Stevens Institute of Technology
Stockton University
SUNY Albany
SUNY Binghamton
SUNY Brockport
SUNY Broome
SUNY Buffalo
SUNY Cortland

University of Dayton
University of Delaware
University of Maryland–Baltimore County
University of Massachusetts–Amherst
University of Michigan
University of Mount Saint Vincent
University of New Hampshire
University of New Haven
University of North Carolina at Charlotte
University of Pittsburgh
University of South Carolina
University of Washington
Ursinus College
Vassar College
Villanova University
Virginia Tech
West Chester University
Widener University
Wilkes University
Wilson College
Worcester Polytechnic Institute

*Striving for
Excellence
Every
Day*



Graduating Destinations - Class of 2025

High Point University
Hilbert College
Hillsborough Community College
Hobart & William Smith Colleges
Hope College
Indiana University–Bloomington
Iona University
Ithaca College
Johns Hopkins University
Johnson & Wales University–Providence
Kutztown University of Pennsylvania
Lackawanna College
Lafayette College
Lehigh University
LeMoyne College
Liberty University
Long Island University–Post
Louisiana State University of Alexandria
Manhattan University
Marist University
Molloy University
Monmouth University
Montclair State University

SUNY Delhi
SUNY Dutchess
SUNY Environmental Science & Forestry
SUNY Farmingdale State
SUNY Geneseo
SUNY Herkimer
SUNY Hudson Valley
SUNY Maritime College
SUNY Morrisville
SUNY New Paltz
SUNY Oneonta
SUNY Orange
SUNY Oswego
SUNY Plattsburgh
SUNY Purchase
SUNY Rockland
SUNY Stony Brook
SUNY Sullivan
SUNY Westchester
Syracuse University
The Culinary Institute of America
The George Washington University
The Juilliard School

*Striving for
Excellence
Every
Day*



Graduating Destinations - Class of 2025

Mount Saint Mary College
New York Institute of Technology
New York University
North Carolina State University
Norwich University
Nova Southeastern University
Pace University
Pittsburgh Technical College
Point Park University
Princeton University
Providence College
Purdue University
Rutgers University–New Brunswick
Ramapo College

The Pennsylvania State University–Behrend
The Pennsylvania State University–Harrisburg
The Pennsylvania State University–University Park
The University of Alabama
The University of Iowa
The University of Oklahoma
The University of Rhode Island
The University of Tampa
The University of Tennessee–Chattanooga
The University of Utah
The University of Virginia
Tri-County Technical College
University of Central Florida
University of Connecticut



*Striving for
Excellence
Every
Day*



Graduating Destinations - Class of 2025

Military

U.S. Air Force ROTC
NY Air National Guard
U.S. Air Force
U.S. Army
U.S. Army Reserve
U.S. Coast Guard
U.S. Marine Corps
U.S. Navy
United States Military Academy–West Point
United States Military Academy Preparatory School

Trade / Technical / Apprenticeship Programs

Capri Cosmetology Learning Center
Institute of Culinary Education
International Brotherhood of Electrical Workers
(IBEW)–Local 363
Lincoln Technical Institute
Orange-Ulster BOCES
Skyborne Airline Academy
Teamsters–Local 553

*Striving for
Excellence
Every
Day*

CORNWALL

CENTRAL SCHOOL DISTRICT



*Striving for
Excellence
Every Day*



Questions?

***You can find this Google Slide presentation
on the CCSD Webpage under the
Assistant Superintendent for Instruction tab:***

**[CCSD 2024-2025 Assessment Highlights & Curriculum
Update](#)**